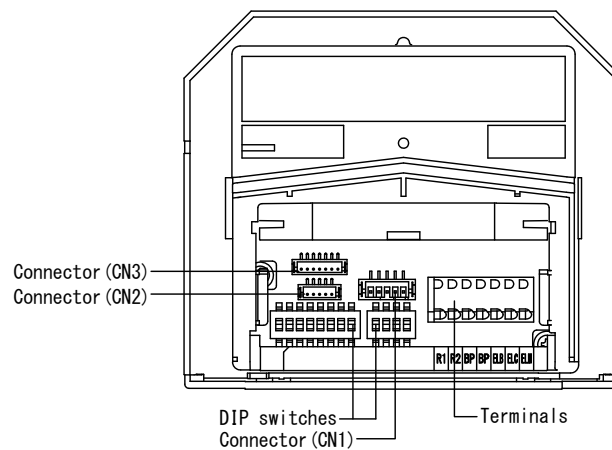
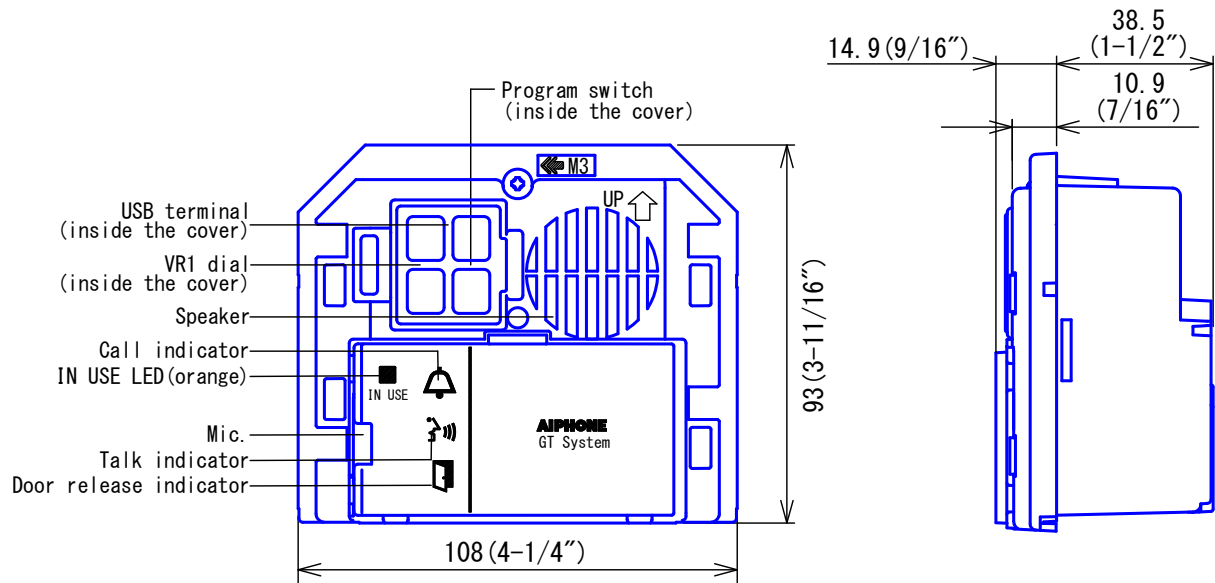


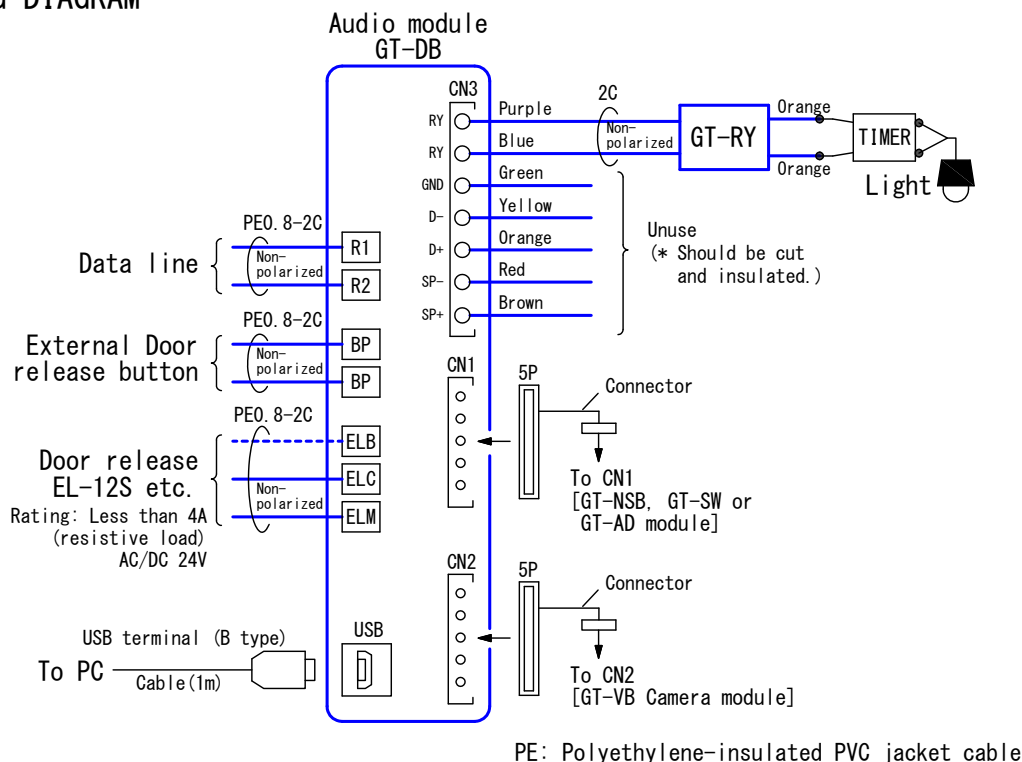
■ PRODUCT DRAWING



■ SPECIFICATIONS

Power source	DC24V Supplied from GT-BC				
Ambient temperature	-10~+60°C (+14~+140° F)				
Mounting	Mounts on mounting bracket(*) (*)Supplied w/. GT-4F, GF-3F, GF-2F Front frame.				
Material	Self-extinguishing ABS resin				
Weight	210g (approx.) (0.47 lbs)				
Capacity	Single building system	Standard GT: 5 (Entrance station) Expanded GT: 16 (Entrance station)			
	Multi building system	Standard GT: 4 (Entrance station) Expanded GT: 15 (Entrance station)			
Type of cable	2-conductor cable solid copper & non-braided, PE insulation, 0.65mm dia. ~1.0mm dia.				
Remarks	Used with GT-DBP panel				
DESCRIPTION AUDIO MODULE		FIG. NAME PRODUCT/SPECIFICATIONS		UNIT mm	DATE 31 May, 2017
MODEL NO. GT-DB		FIG. NO. G55586-1-2	PAGE 1/2	REVISION 1	AIPHONE

■ WIRING DIAGRAM

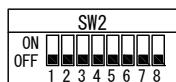


■ SETTING

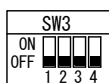
- Sets the door release duration time (M: Momentary/0.5-20sec.) VR1 dial



- Sets this entrance station as used for either a multi building system or single building system. (Multi building system/Single building system) SW2-1
- Sets the ID of this entrance station. (ID1 to 16) SW2-2 to 4
* ID9 to 16: GT-BCXB-N Common trunk line 2
- Sets the ability of this entrance station to be monitored by the guard station or residential/tenant station. (Allowed/Not allowed) SW2-5
- Resets the passcode for installer or administrator when this unit is initialized by setting this switch to ON. (ON/OFF) SW2-8
- Unuse SW2-6, 7



- Language for audio guidance by the combination of the switch 2 to 4 settings. (No guidance/English/French/German/Spanish/Dutch/Norwegian/Tone) SW3-2 to 4
- Unuse SW3-1



DESCRIPTION AUDIO MODULE	FIG. NAME WIRING/SETTING	UNIT mm	DATE 31 May, 2017
MODEL NO. GT-DB	FIG. NO. G55586-2-2	PAGE 2/2	REVISION 1
AIPHONE			